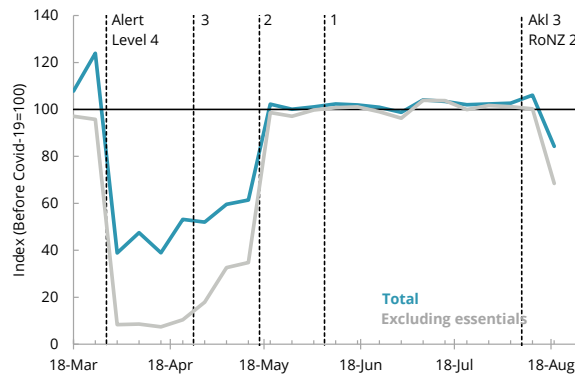
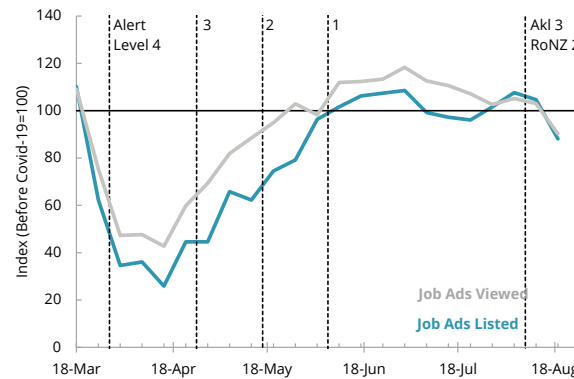


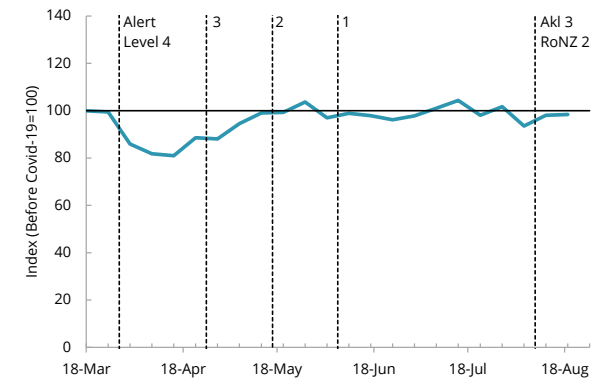
Marketview-Paymark Consumer Spending



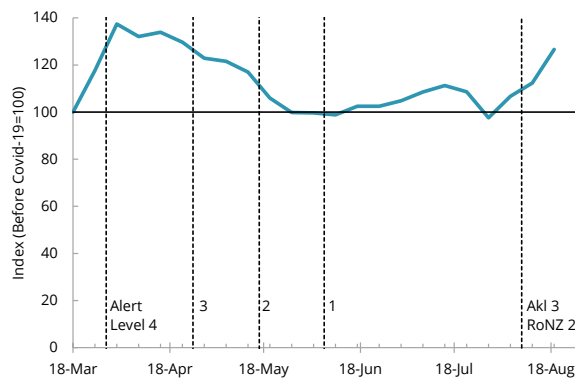
Trade Me Job Ads



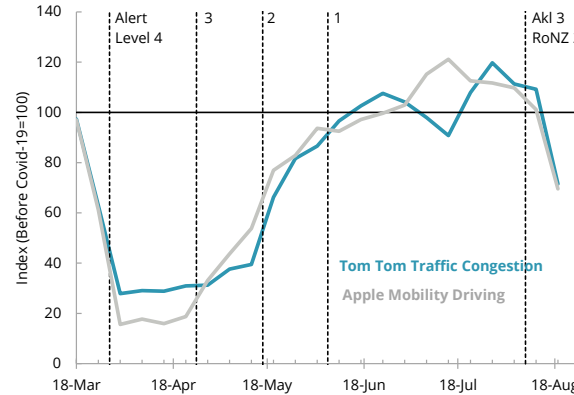
Electricity Authority Electricity Generation



Chorus Internet Data Use



Traffic Volumes



Flightradar24 Flights

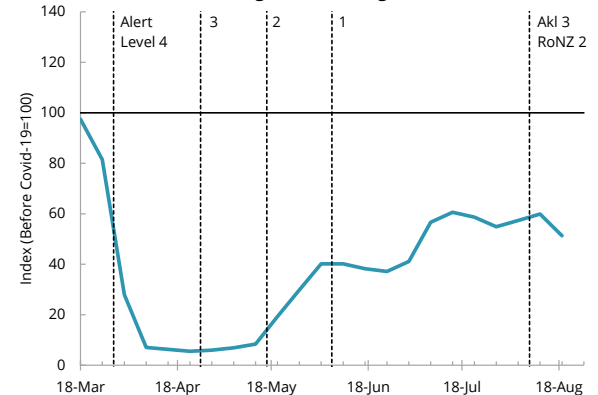


Chart title and data source:

Electricity Authority Electricity Generation.

Trade Me Job Ads.

Marketview-Paymark (MBIE) Consumer Spending.

Chorus Internet Data Use on its network.

Traffic Volumes, Tom Tom traffic congestion & Apple mobility.

Flightradar24 Flights.

* Source data is daily. The charts are for 7 day moving averages, to better show trends.

Contact: Shamubeel Equb | shamubeel@sense.partners | 021 573 218

Interpretation:

We would expect electricity generation to fall during a shutdown as commercial and industrial activity is reduced. And pick up again alongside economy.

Number of job ad listings and views relative to before Covid-19. We would expect to see businesses hiring again, and jobseekers searching more as economic activity picks up.

We would expect spending to track overall economic activity; household spending makes up around 60% of the economy.

We would expect to see increased broadband data use on the Chorus network when people are home, for social connection, more entertainment and working from home.

We would expect to see increased traffic congestion as people go back to work, school and other usual travel patterns.

The number of flights across our 3 main airports. We would expect this to increase as the pandemic comes under control.