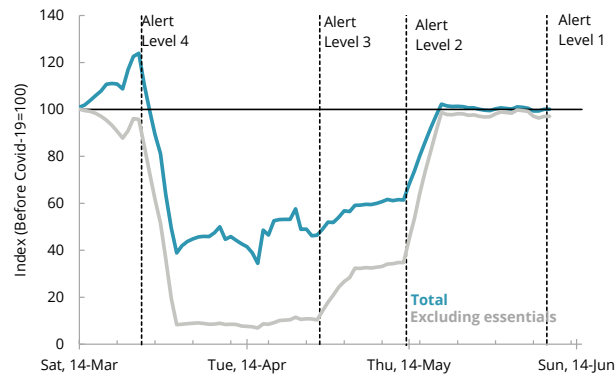
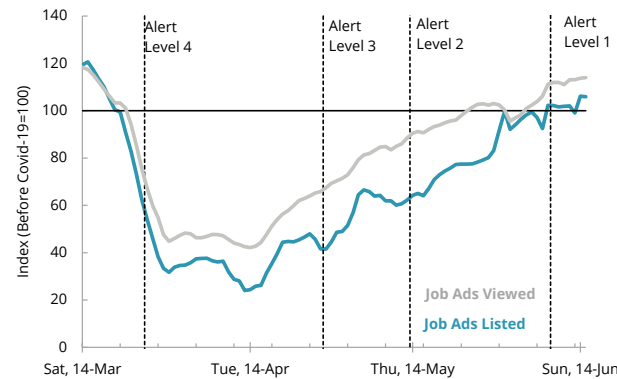


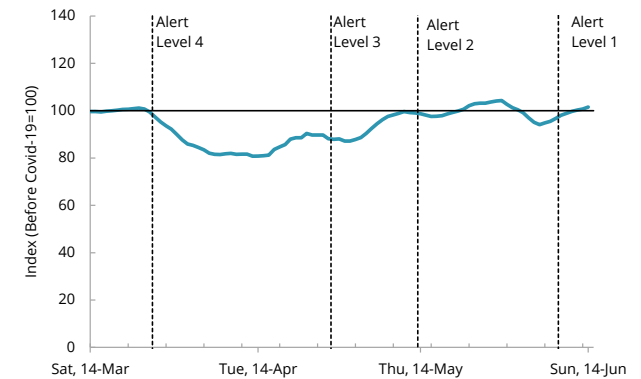
**Marketview-Paymark Consumer Spending**



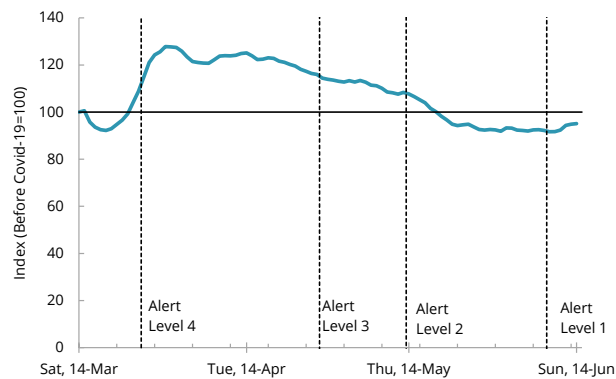
**Trade Me Job Ads**



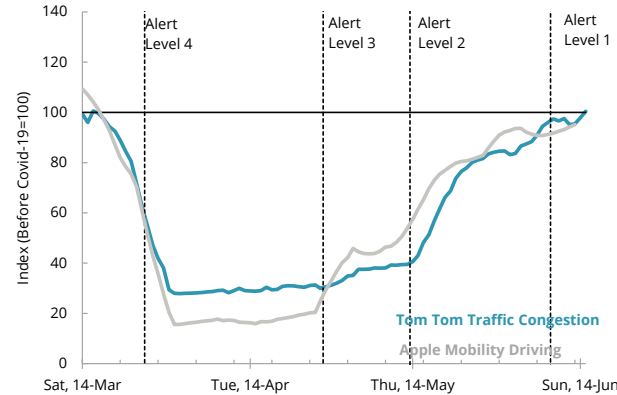
**Electricity Authority Electricity Generation**



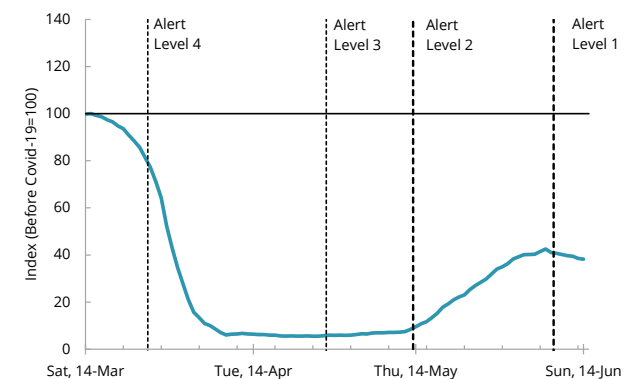
**Chorus Internet Data Use**



**Traffic Volumes**



**Flightradar24 Flights**



**Chart title and data source:**

- Electricity Authority Electricity Generation.
- Trade Me Job Ads.
- Marketview-Paymark Consumer Spending.
- Chorus Internet Data Use on its network.
- Traffic Volumes, Tom Tom traffic congestion & Apple mobility.
- Flightradar24 Flights.

**Interpretation:**

- We would expect electricity generation to fall during a shutdown as commercial and industrial activity is reduced. And pick up again alongside economy.
- Number of job ad listings and views relative to before Covid-19. We would expect to see businesses hiring again, and jobseekers searching more as economic activity picks up.
- We would expect spending to track overall economic activity; household spending makes up around 60% of the economy.
- We would expect to see increased broadband data use on the Chorus network when people are home, for social connection, more entertainment and working from home.
- We would expect to see increased traffic congestion as people go back to work, school and other usual travel patterns.
- The number of flights across our 3 main airports. We would expect this to increase as the pandemic comes under control.

\* Source data is daily. The charts are for 7 day moving averages, to better show trends.