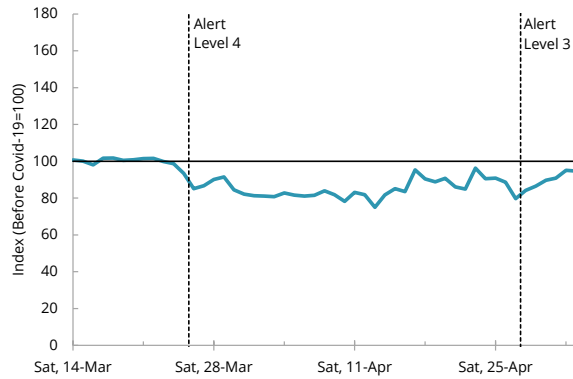
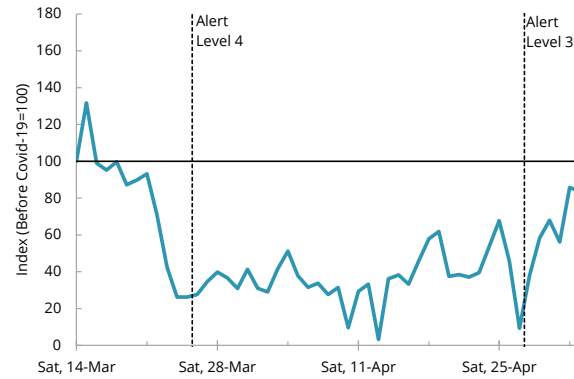


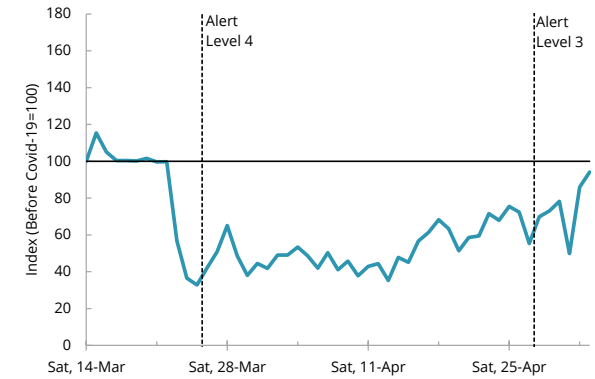
Electricity Authority Electricity Generation



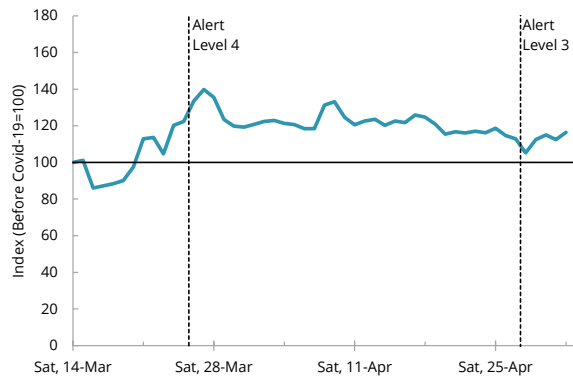
Trade Me Job Ads Listed



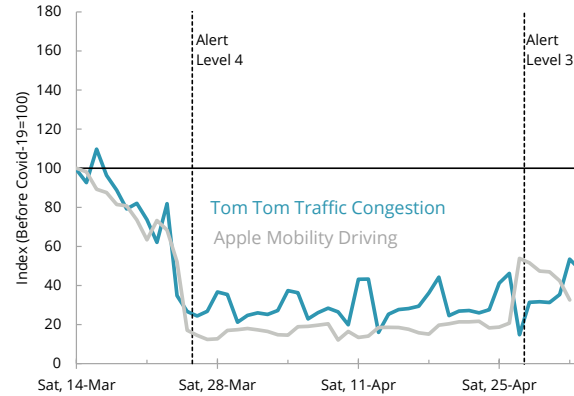
Trade Me Job Ad Views



Chorus Internet Data Use



Traffic Volumes



Flightradar24 Flights

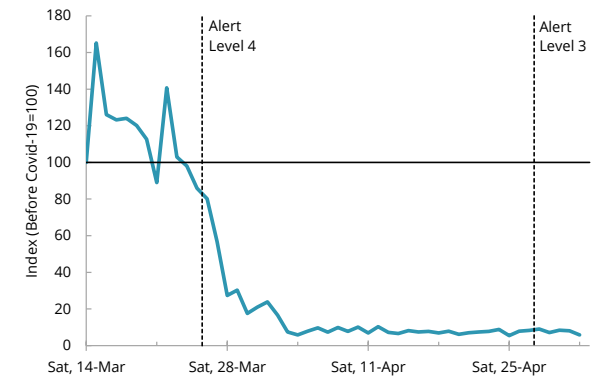


Chart title and data source:

- Electricity Authority Electricity Generation.
- Trade Me Job Ads Listed.
- Trade Me Job Ad Views.
- Chorus Internet Data Use on its network.
- Traffic Volumes, Tom Tom traffic congestion & Apple mobility.
- Flightradar24 Flights.

Interpretation:

- We would expect electricity generation to fall during a shutdown as commercial and industrial activity is reduced. And pick up again alongside economy.
- Number of job ad listings relative to before Covid-19. We would expect to see businesses hiring again as economic activity picks up.
- Number of views of jobs ads should pick up as people get back to more normal activity levels.
- We would expect to see increased broadband data use on the Chorus network when people are home, for social connection, more entertainment and working from home.
- We would expect to see increased traffic congestion as people go back to work, school and other usual travel patterns.
- The number of flights across our 3 main airports. We would expect this to increase as the pandemic comes under control.