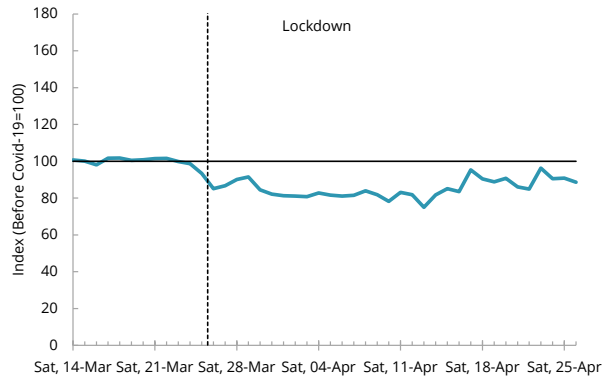
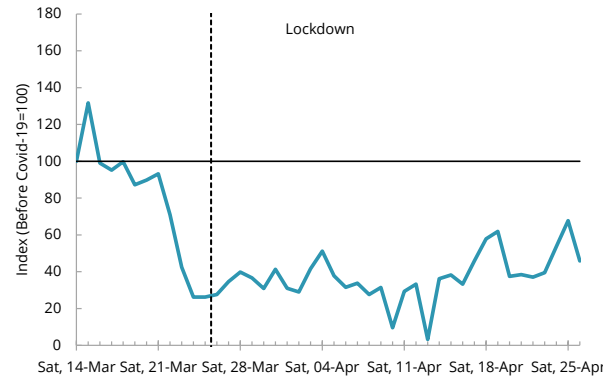


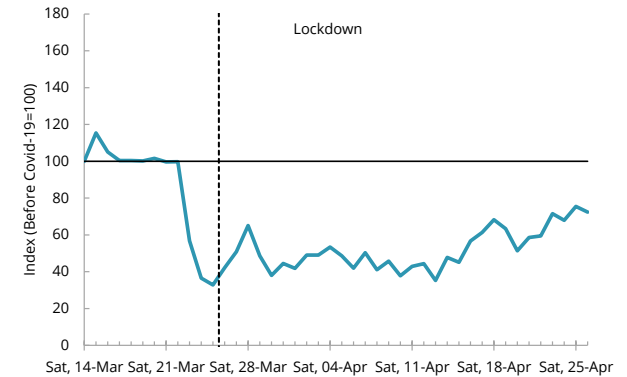
**Electricity Authority Electricity Generation**



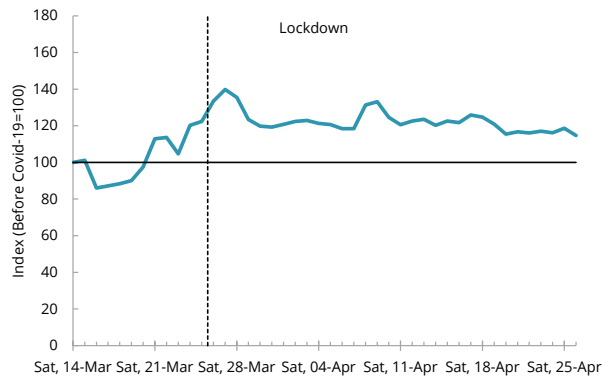
**Trade Me Job Ads Listed**



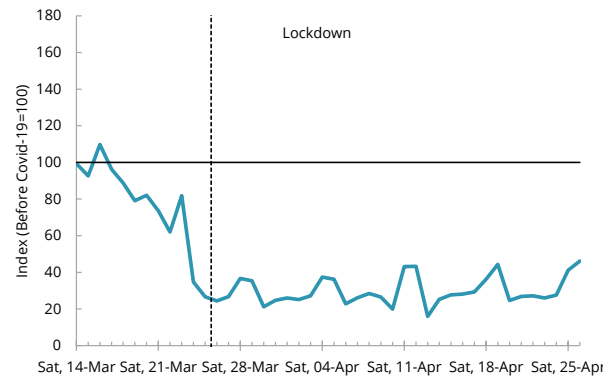
**Trade Me Job Ad Views**



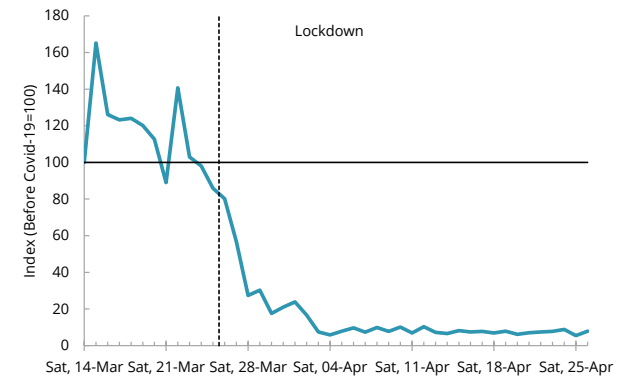
**Chorus Internet Data Use**



**Tom Tom Traffic Congestion**



**Flightradar24 Flights**



**Chart title and data source:**

Electricity Authority Electricity Generation.  
Trade Me Job Ads.  
Trade Me Job Ad Views.  
Chorus Internet Data Use on its network.  
Tom Tom Traffic Congestion.  
Flightradar24 Flights.

**Interpretation:**

We would expect electricity generation to fall during a shutdown as commercial and industrial activity is reduced. And pick up again alongside economy.  
Number of job ad listings relative to before Covid-19. We would expect to see businesses hiring again as economic activity picks up.  
Number of views of jobs ads should pick up as people get back to more normal activity levels.  
We would expect to see increased broadband data use on the Chorus network when people are home, for social connection, more entertainment and working from home.  
We would expect to see increased traffic congestion as people go back to work, school and other usual travel patterns.  
The number of flights across our 3 main airports. We would expect this to increase as the pandemic comes under control.