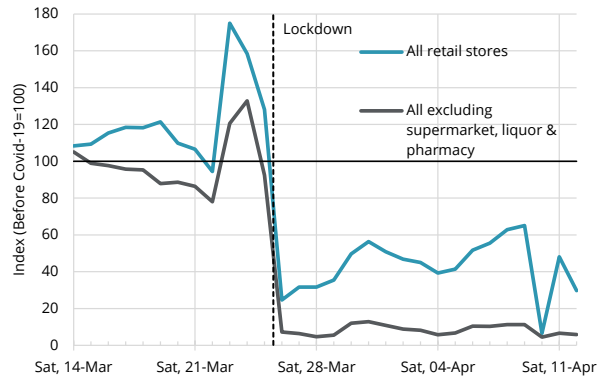
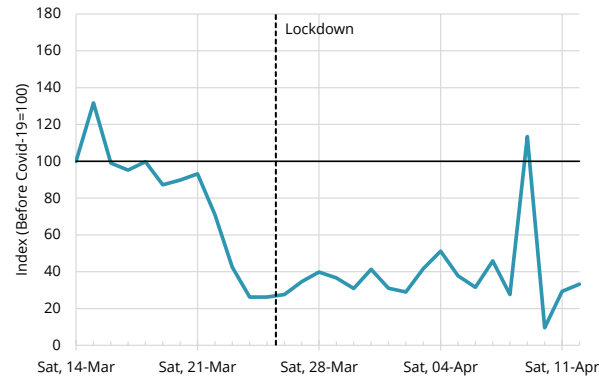


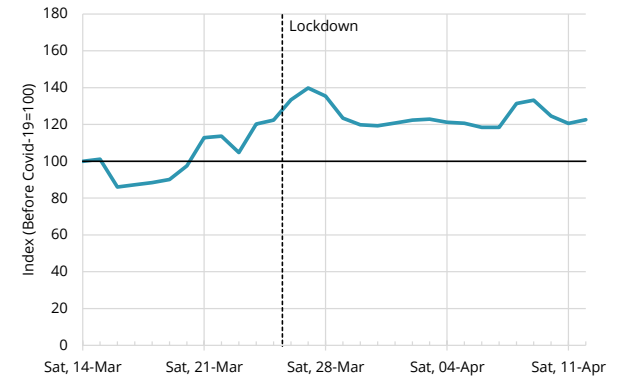
Marketview Electronic Card Transaction Value



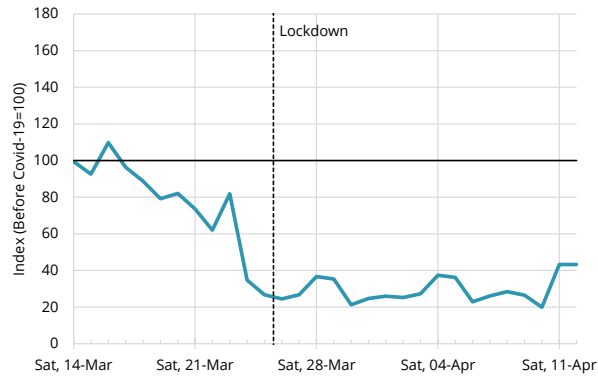
Trade Me Job Ads



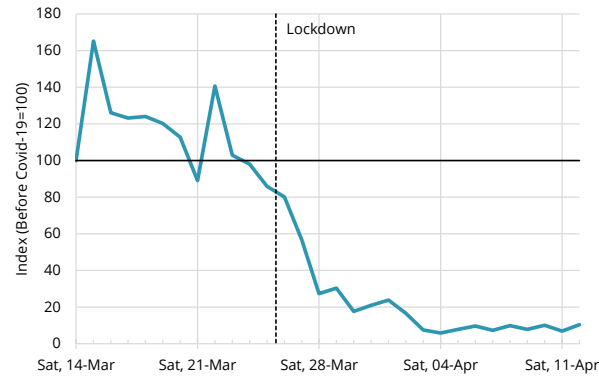
Chorus Internet Data Use



Tom Tom Traffic Congestion



Flightradar24 Flights



Electricity Authority Electricity Generation

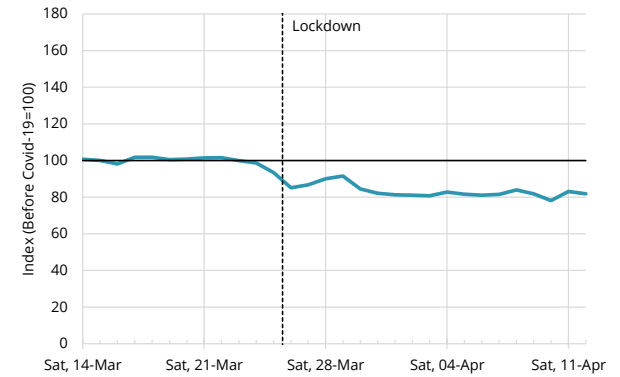


Chart title and data source:

- Marketview Electronic Card Transactions by value.
- Trade Me Job Ads.
- Chorus Internet Data Use on its network.
- Tom Tom Traffic Congestion.
- Flightradar24 Flights.
- Electricity Authority Electricity Generation.

Interpretation:

- How much people are spending relative to before Covid-19 on the Paymark network. We would expect this to track overall consumer spending, which accounts for 60% of the economy.
- Number of job ad listings relative to before Covid-19. We would expect to see businesses hiring again as economic activity picks up.
- We would expect to see increased broadband data use on the Chorus network when people are home, for social connection, more entertainment and working from home.
- We would expect to see increased traffic congestion as people go back to work, school and other usual travel patterns.
- The number of flights across our 3 main airports. We would expect this to increase as the pandemic comes under control.
- We would expect electricity generation to fall during a shutdown as commercial and industrial activity is reduced. And pick up again alongside economy.